

WELCOME TO UNIVERSITALY  
Italian University just a  
**click** away.

Find your courses  **Find**

International Students 2023

First Steps In Italy  
**Pre-enroll Now**  
Courses  
Registration

**Where to study**  
Find your own ideal study abroad destination.

**What to study**  
What inspires you? Let's find out together.

**First Steps in Italy**  
Find out what you need to study in Italy.

**The Italian Higher Education System**  
Discover the Italian Higher Education System.

**Scholarships**  
Browse through a huge number of scholarship opportunities.

Browse the universality.it web site and switch to English

Press "Pre-enroll Now"

Please note: the platform is currently labeled '2023', but you can still pre-enroll for 2024/25.

English v

Sign in to your account

Username

Password

[Forgot Password?](#)

To ensure the security of the data you entrust to us, we have adopted new authentication policies.

[Sign In](#)

Or sign in with

[Accedi con SPIE/CIE/eIDAS](#)

[New user? Register](#)

Login to your account or  
create a new one



> Registration

Enter your complete personal data, exactly as shown in your passport

Name (including your middle names) \*

Surname \*

Country of birth \*

City of birth \*

Date of birth \*

Gender \*

Citizenship \*

Italian tax code if you have one

**Codice Fiscale: SMT-J#N06E02222F**

We remind that for any communication about university procedures you will be contacted through email given in registration. Each User must keep it updated.

We remind you that it is not possible to use PEC, Hotmail, Msn and Live because these domains do not receive any emails from University. We have already pointed out the situation to the server administrators but they still treat our emails as spam. We kindly invite you to use different domains until this situation is fixed. Thank you!

Email address \*

Important! all notifications relating to pre-enrolment will be sent to this address

Confirm email address \*

Telephone (international code plus telephone number)

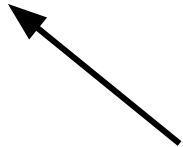
Identity document \*

Number \*

Issued by \*

Valid from \*

Expiry date



Switch to English and enter your information

If you don't already have one, please accept the temporary "Codice Fiscale" (Italian Tax Code) proposed by the system. Your definitive code will be confirmed after you obtain a visa. Click on this button to accept the proposed code.




# PRE-ENROLMENT APPLICATION


## STEP B


**Passport**

Passport number  
aa3456789

Expiry date  
09/06/2028

Upload a passport size picture of your face |   
Only pdf/jpeg/png - 10Mb max are accepted  
Scegli file Nessun file selezionato

Upload your valid passport |   
Only pdf/jpeg/png - 10Mb max are accepted  
Scegli file Nessun file selezionato

**Visa Application** 

Country  
BRAZIL

Where will you apply for a visa?  
CONSOLATO GENERALE RIO DE JANEIRO

Specify the reason for the visa application  
I want to enrol in a study course

Please enter your passport details, then upload a passport-size photograph of yourself along with a copy of your passport

Choose the Embassy or Consulate where you will apply for your visa

Please specify the course  
you have been accepted into  
and the language of instruction


Selecting a curriculum is not mandatory at this  
stage of the process. You can change your  
mind at any time before the final enrollment.

Please provide your ID (serial  
number) as it appears in your  
account on [apply.unisi.it](https://apply.unisi.it)  
(top-right menu)

**Course information**

Institution  
Università

Institution Name  
Università degli Studi di SIENA

Course Type  For more information about Course Type of the university system click [here](#)  
Laurea Magistrale

Course Name  
Electronics and communications engineering

**Course Curriculum**

None  
 Telecommunications for the Digital Society, IT  
 Electronics for Smart Industry, IT

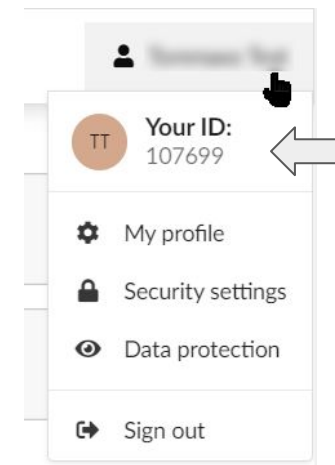
**Course location**

SIENA Via Roma 56, 53100


**ID account at the chosen University / AFAM / Institute**


ID account at the chosen Unive


**GO TO STEP C**



**Qualifications**


attestazione ufficiale, Qualification: Statement of an official foreign body | 

veridicità titolo non emessa da CIMEA, Qualification: Statement of authenticity | 

VERIFICA CIMEA, Qualification: CIMEA Statement of verification | 

Bachelor's degree, Qualification: Final Diploma | 

TOR, Qualification: Transcript | 

COMPARABILITÀ CIMEA, Qualification: CIMEA Statement of comparability | 

**Upload the qualifications that allow access to the chosen course, according to the information provided by the institution of higher education, with any translations and supporting documents and language certificates.**

Upload qualification

Only pdf/jpeg/png - 10Mb max are accepted

Nessun file selezionato

Qualifications and language certificates

Qualifications and language... ▾

Qualification name

Qualification name

UPLOAD  
QUALIFICATION

SUMMARY

In this section, you need to upload all required documents. For more information, visit <https://admission.unisi.it/?p=2146>. You may upload the documents as separate files by repeatedly clicking this button

Click this button to review your application

I have read the data processing

Apply for pre-enrolment

Back to the homepage

By pushing this button your pre-enrolment application will be sent to the University / AFAM / Institute you have chosen. The University / AFAM / Institute will verify your application and forward it, along with information on your admission, to the chosen Consulate.

Check your email regularly and follow the instructions you will receive.

Review your pre-enrollment application carefully, then authorize the data processing.

Submit your application by clicking the button “Apply for Pre-Enrollment”.

# What's next?

Your pre-enrollment application will undergo a final review by our offices for validation. You will receive an email notification once your application is validated.

**Only after the University of Siena has validated your pre-enrollment application on the [Universitaly.it](https://www.universitaly.it) portal should you contact the relevant Italian embassy** to initiate the visa application process.



Due to the high volume of applications our offices process, the validation may take up to two weeks to complete.



From the moment we validate your application, you will need to independently maintain contact with the embassy. **Visa issuance procedures and appointments are managed autonomously by the Italian diplomatic missions.**